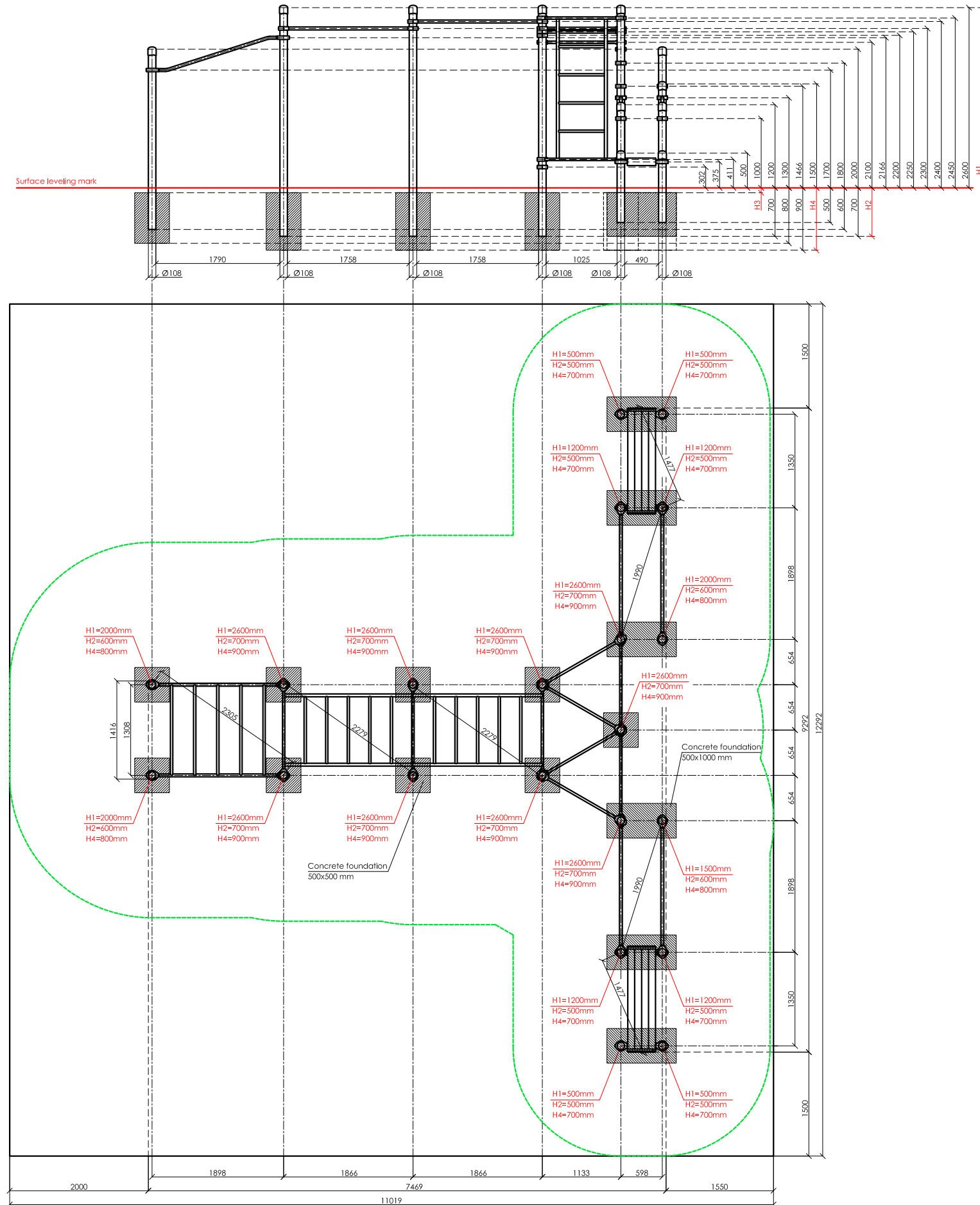
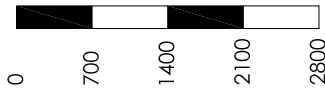


SCALE 1:70




**KENGURU  
PRO**

**"KENGURU PRO" LTD**

Address: Lauteres street 4, Riga, Latvia, LV-1002  
 VAT Reg. No. 40103750152  
 Bank: A/S Luminor bank, SWIFT: RIKOLV2X ,  
 Bank Account: LV65RIKO0002930161161  
 e-mail: info@kengurupro.eu  
 www.kengurupro.eu

**P-025**

**Complex PARAKENGURU MEGA+**



The complex consists of twenty-one vertical columns of different height, four crossbars 490 mm in length, five crossbars 1200 mm in length, a Swedish wall section, two classic monkey bar sections, an inclined monkey bar section, two climb-down bars 1932 mm in height, inclined parallel bars 1790 mm in length, multi-level parallel bars 1790 mm in length and two composite material benches. The height of the Swedish wall is 2073 mm, width - 1200 mm. The distance between the crossbars of the Swedish wall - 407 mm. The length of the classic monkey bar is 1900 mm, and the inclined monkey bar is 1790 mm in length. The distance between the crossbars of classic monkey bar is 311 mm. The distance between the crossbars of the inclined monkey bar is 350 mm. The difference between the lowest and highest point of the inclined monkey bar is 466.3 mm, multi-level parallel bars - 300 mm, inclined parallel bars - 466.3 mm. The structure is secured together with siluminium clamps. Weight - 819.20 kg.

**Installation instructions:**

- Choose a suitable underground for the unit.
- Prepare the construction pit with a drilling machine or other devices.
- Before pouring the concrete all structures elements must be leveled and fixed.
- Complex elements must be fixed and bolted together with metal clamps.
- Ready-made C25 concrete should be used.
- Crossbars installation height can be changed according to customer's wishes.
- Approximately 0,15m<sup>3</sup> concrete is needed for each spot foundation.
- Under the structures we recommend to install absorbing rubber cover.

The size of the hole for the foundation is depending on the consistency of the ground. The dimensions mentioned above are applicable for normal conditions with firm ground. If the ground is extremely soft, a much bigger foundation is needed. Use only appropriate material and follow the installation instructions closely!!!

Foundation plan and area of movement of the P-025 Complex PARAKENGURU MEGA+				Technical information		
Foundation when using Shock absorbing underground (synthetic - rubber granulates)		Beveling of foundation when using loose filling material		width:	7469 mm	
				height:	2650 mm	
				length:	9292 mm	
				largest part:	3350 mm	
				weight:	819,20 kg	
				floor space required:	12292 x 11019 mm	
				pipe measurements:	diameter:	wall thickness:
					108 mm	3.2 mm
					42.4 mm	3.2 mm
					33.7 mm	3.2 mm
				metal parts:	steel, galvanized, powder coated RAL 7016 (anthracite grey)	
				metal clamps:	siluminium, powder coated, RAL 5018 (turquoise blue)	
				bolts for metal clamps:	stainless steel, Pin Hex Button Head Security Screws M10	
				wood plastic composite beam measurement:	Height, width	Lenght
					100 x 100	1500
				WPC beams:	Dark brown, brushed surface	
				max. free fall height:	< 2450 mm	possible underground see DIN 79000:2012-05 Tab.2 or installation instructions
				user height:	> 140 cm	
				maximum user weight:	130 kg	
				certificates:	TÜV Rheinland InterCert Kft.	

